



Market PULSE™

January 20, 2010

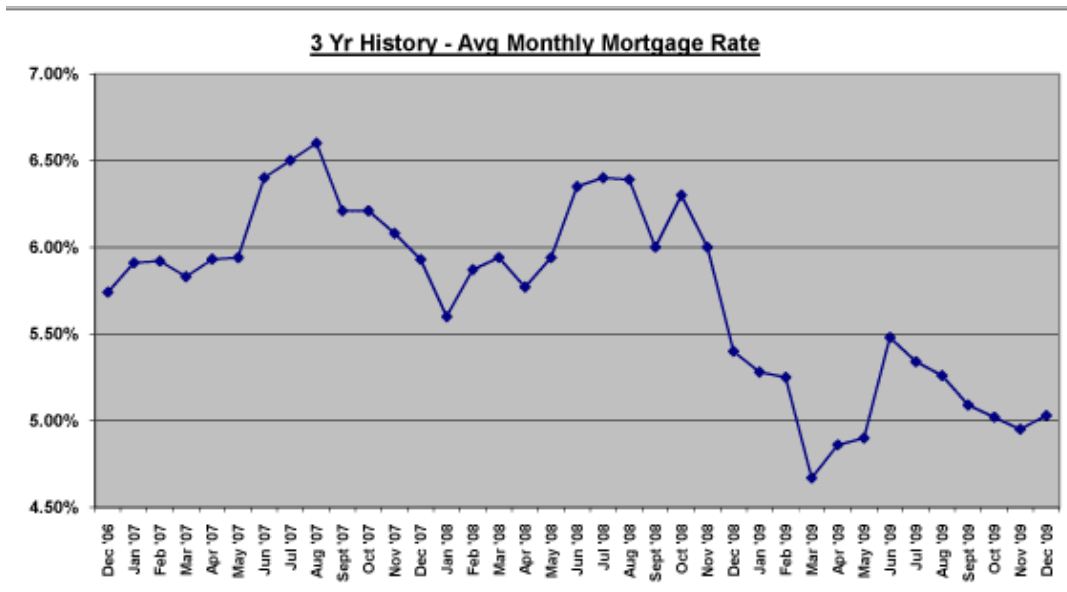
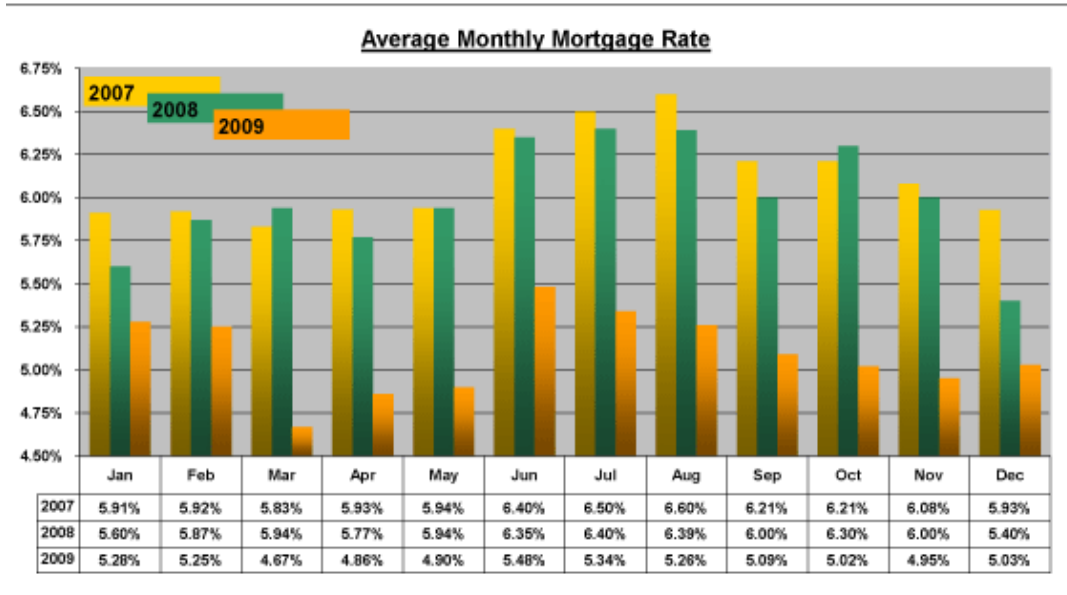
ORRA Originated Sales	Average Mtg. Rate	Inventory	New Listings	New Contracts	Under Contract	Back on the Market	Expired	Withdrawn	Sales Closed	Avg. Days on Market
Dec. 2008	5.40%	22,524	3,460	1,871	3,265	597	2,707	1,579	1,445*	107*
January 2009	5.28%	22,613	4,340	2,282	3,830	556	1,377	1,598	1,050*	103*
February 2009	5.25%	22,168	3,876	2,434	4,348	599	1,134	1,488	1,322*	100*
March 2009	4.67%	21,448	4,043	2,956	4,906	665	1,290	1,426	1,754*	103*
April 2009	4.86%	20,194	3,715	3,412	5,818	648	1,014	1,339	1,854*	102*
May 2009	4.90%	19,123	3,754	3,455	6,603	690	958	1,300	1,882*	103*
June 2009	5.48%	17,831	3,921	3,686	7,230	797	1,111	1,297	2,220*	104*
July 2009	5.34%	17,231	4,158	3,696	7,713	787	849	1,266	2,299*	101*
August 2009	5.26%	16,361	4,232	3,324	8,237	436	787	1,259	2,190*	94*
Sept. 2009	5.09%	15,967	4,030	3,858	8,790	857	846	1,014	2,292*	96*
October 2009	5.02%	15,743	4,165	3,864	9,050	857	924	646	2,319*	92*
Nov. 2009	4.95%	16,002	3,758	3,023	8,633	1,007	636	1,047	2,329*	85*
Dec. 2009	5.03%	15,549	3,485	2,984	8,163	875	1,419	916	2,194	91

* Monthly revised sales. Complete stats and data may be found under Housing Statistics at orlandorealtor.com.
 Comments or suggestions? Contact [Mike Blinn](#), Statistician.

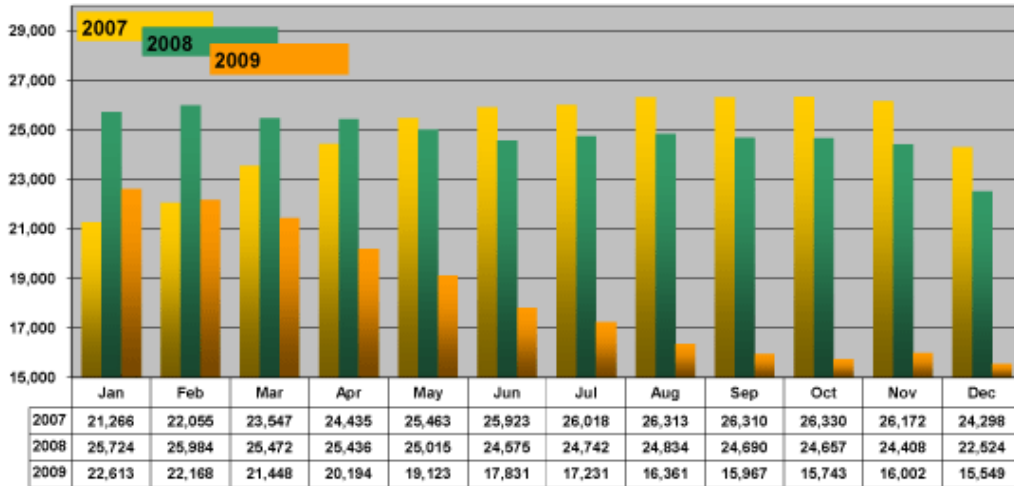
Market Pulse™ data represents all listings taken or sold by ORRA brokers, regardless of location and is exclusive to residential property, which includes townhomes, duplexes, single-family homes, and condos. It does not include vacant land or commercial transactions.

Membership	12-09	12-08
ORRA	8,996	9,140
Affiliates	292	272
Applicants	121	54

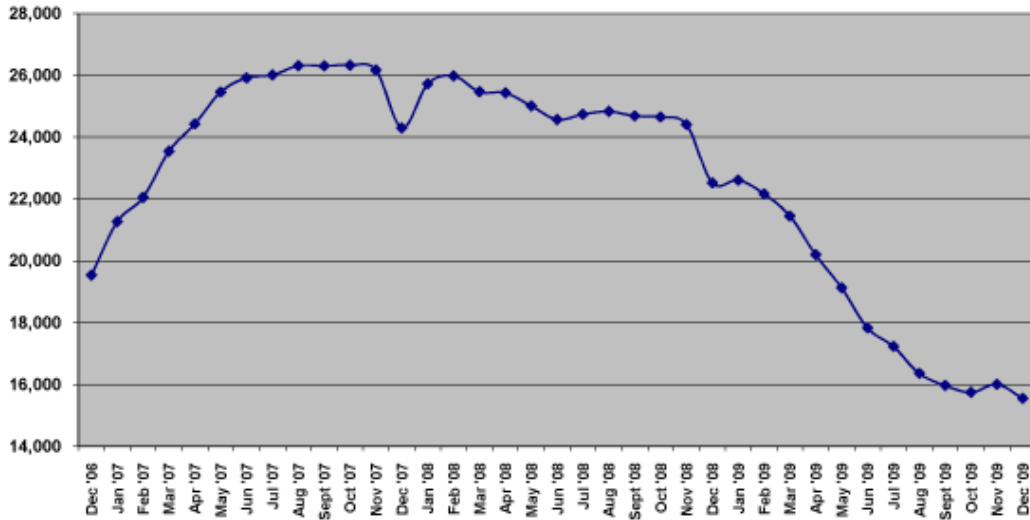
Unemployment Rate	Orlando MSA
November 2009	11.8%
November 2008	7.4%

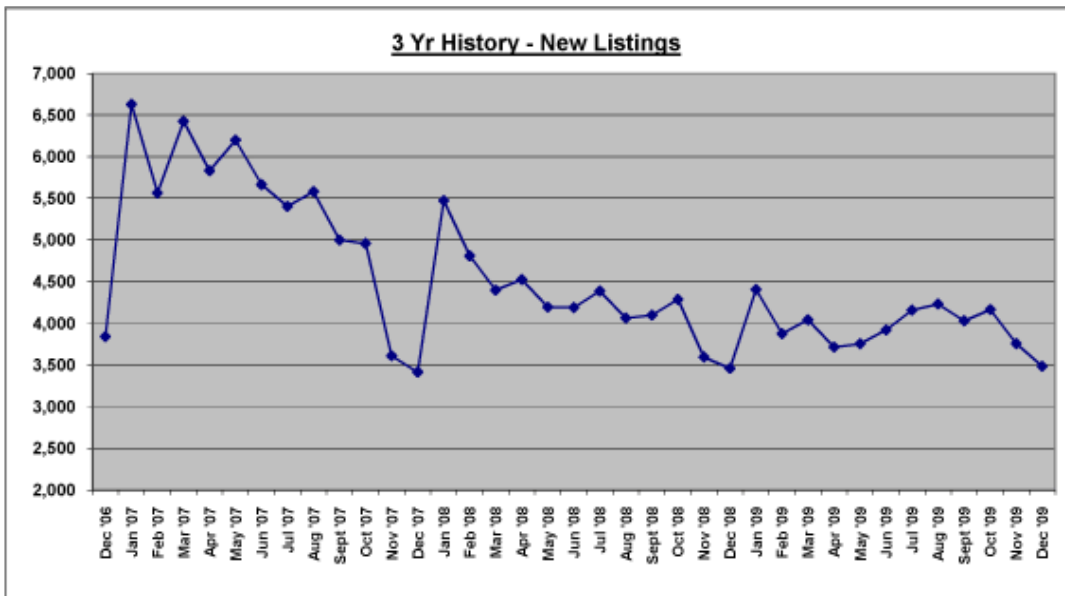
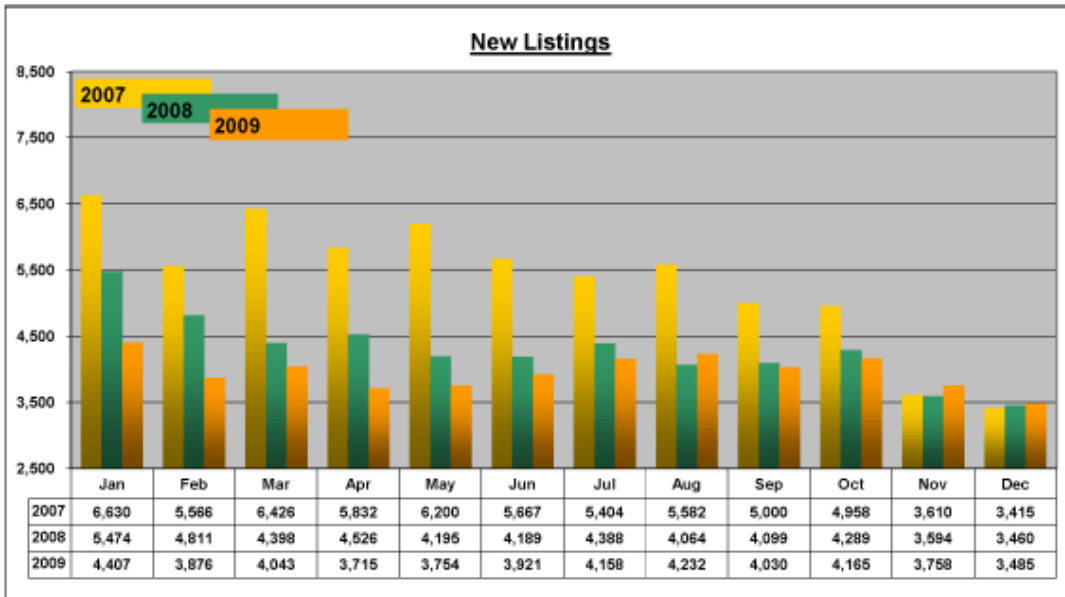


Inventory

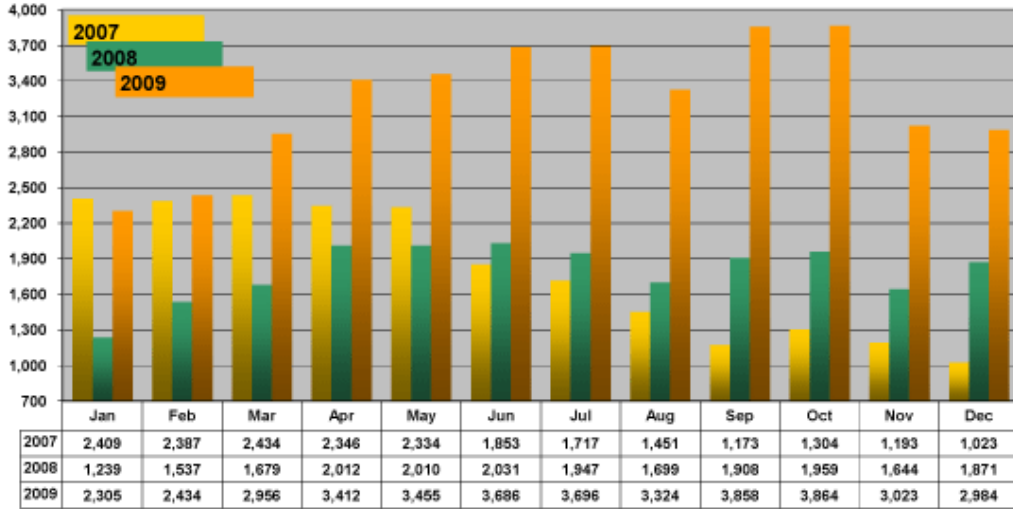


3 Yr History - Inventory

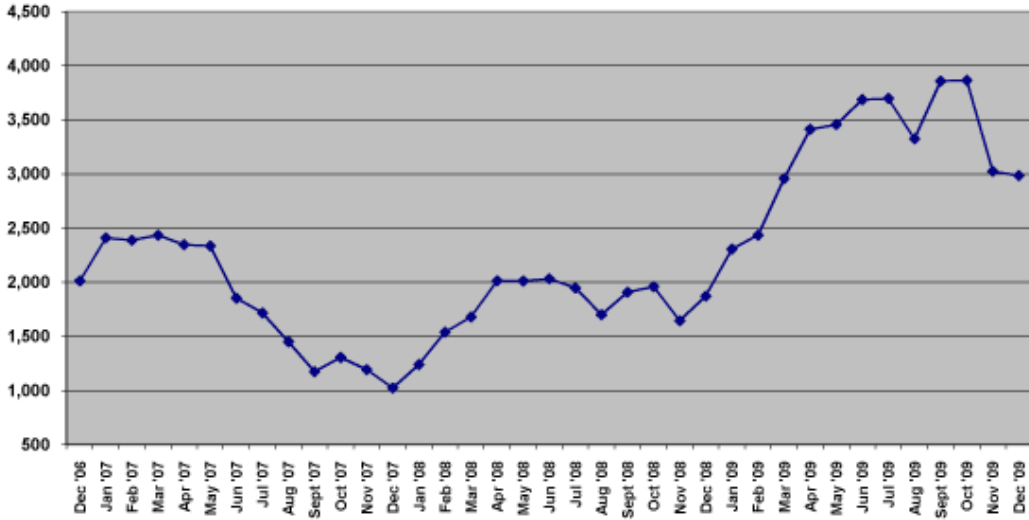




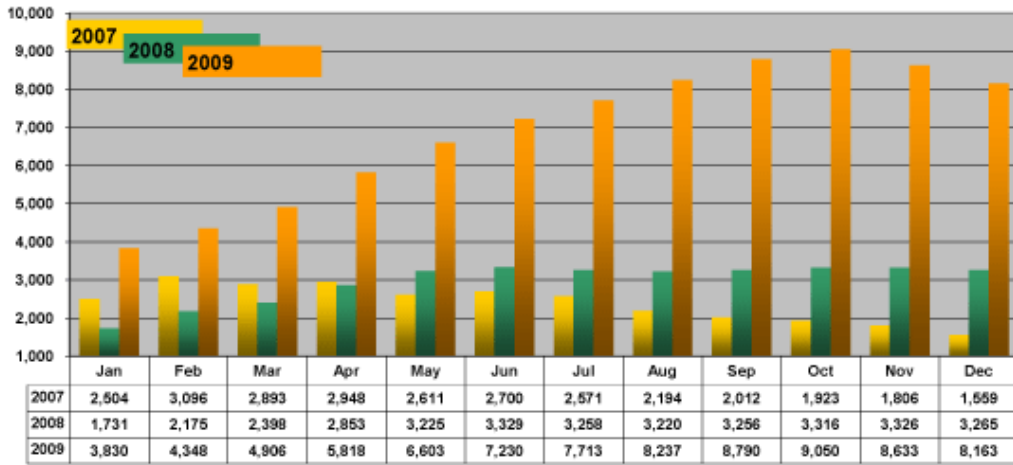
New Contracts - Monthly



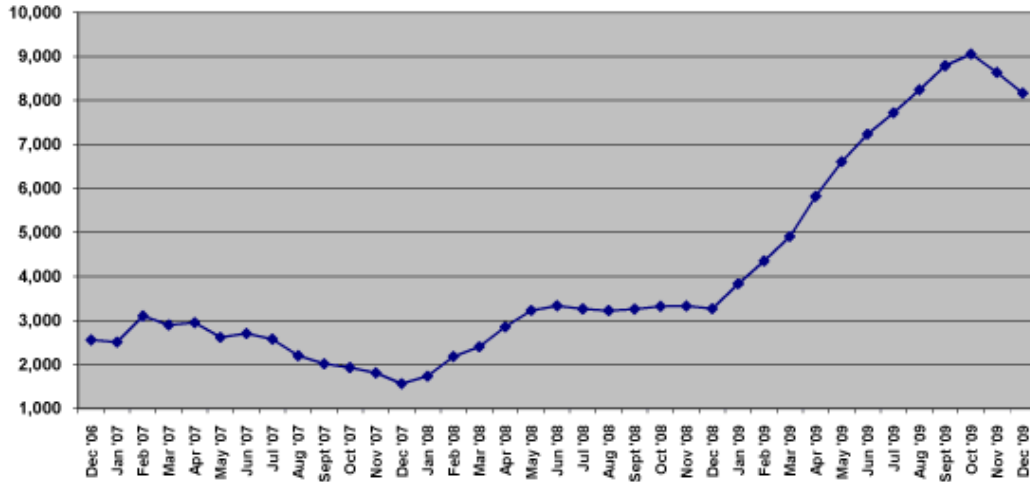
3 Yr History - New Contracts



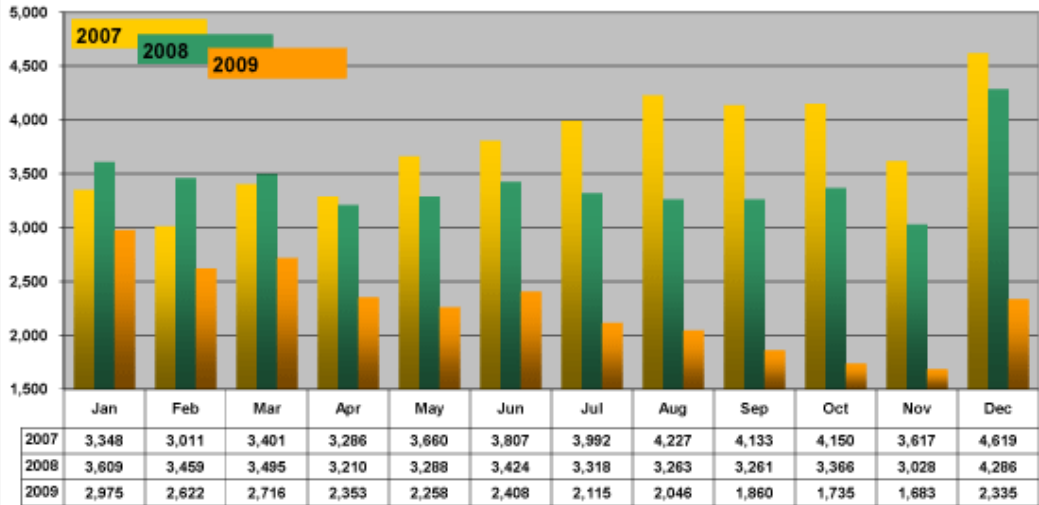
Total Under Contract



3 Yr History - Monthly Total Under Contract



Units off the Market - Withdrawn or Expired



3 Yr History - Units off the Market - Withdrawn or Expired

